

ExxonMobil

Mobil  Mobil 

April 2020

Week 1 #SolveItWithSTEM@Home

Colouring and Experiment Pack

featuring Alice our STEM Guru

Hi...my name's Alice and I am a
Chemical Engineer. Do you
know what STEM stands for?

Science
Technology
Engineering
Mathematics



Hope you had a lovely Easter! How many Easter eggs did you get?



Can you see any of these objects in your home or when you look out of your window?



Blackbird

Food delivery lorries

Handwash

Can you see 3 different cloud shapes?

A letterbox

Daisy

Bluetit


Litter

Bike

ExxonMobil

Mobil  Mobil 

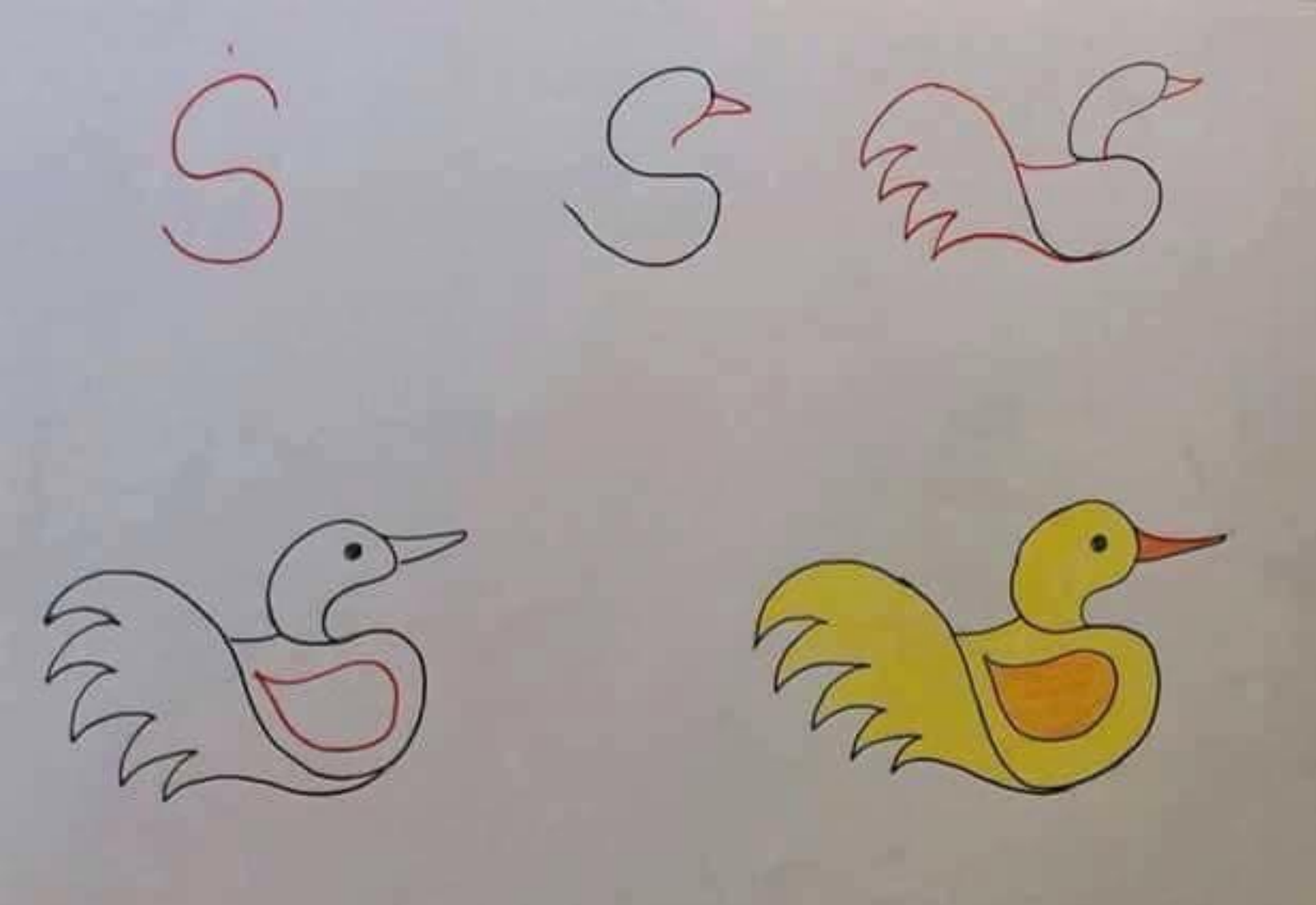
Have a go at drawing a frog!



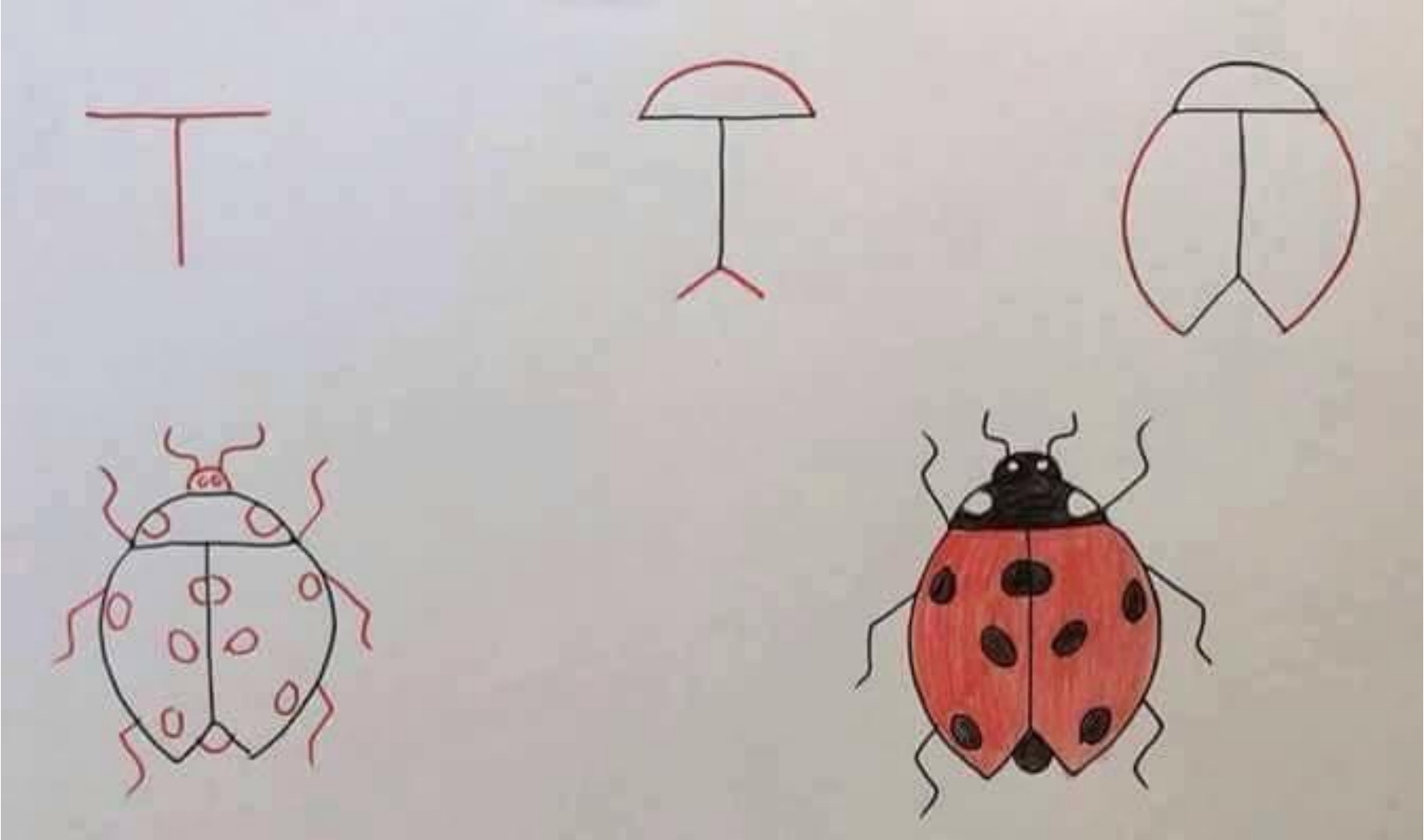
ExxonMobil

Mobil  Mobil

What about a...duck!



We all love finding these in our garden, try drawing a a...ladybird!



Why not try one of our fun experiments – the milk rainbow

- Take a large round 8" to 10" plate that can be filled with milk.
- Use food dye to drop points around the edge of the plate (the more colours the better).
- Soak a piece of cotton wool or a cotton bud in washing up liquid and drop it into the middle of the plate and watch a rainbow appear.



We hope you enjoyed the Week 1 activities.

Week 2 will be coming soon.

Best wishes

The ExxonMobil Fawley #SolveItWithSTEM Team!